JIGAWA GEOGRAPHIC INFORMATION SYSTEM

STATE MINISTRY OF LANDS, HOUSING, URBAN DEVELOPMENT & REGIONAL PLANNING

JIGAWA STATE C of Os STATISTICS 2012 - 2024

CERTIFICATES OF OCCUPANCY (C OF O) ISSUED FROM 1st OF JANUARY 2012 TO 31st DECEMBER 2024			
Description/ Year	**Total Number of C of O Registered**	**Number of C of O Undigitized**	**Number of digitized and Indexed C of O**
2012	191		191
2013	145		145
2014	286		286
2015	409		409
2016	221		221
2017	178		178
2018	163		163
2019	130		130
2020	171		171
2021	130		130
2022	366	298	68
2023	317	295	22
2024	135	113	22
TOTAL	**2842**	**706**	**2136**

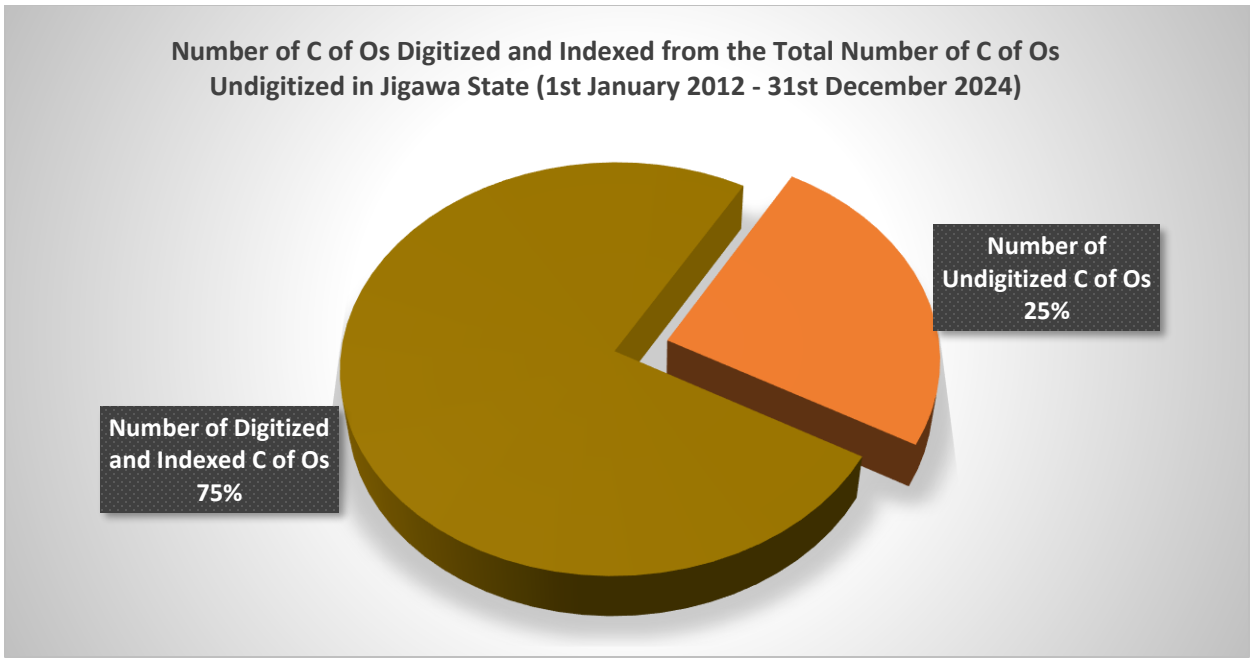

Ownership types	Number of C of O issuance		
	1st January 2022 - 31st December 2022	1st January 2023 - 31st December 2023	1st January 2024 -31st December 2024
Male Owners	305	257	123
Female owners	6	8	2
Joint owned (with inclusion of a female ownership)	55	52	10
Total	**366**	**317**	**135**

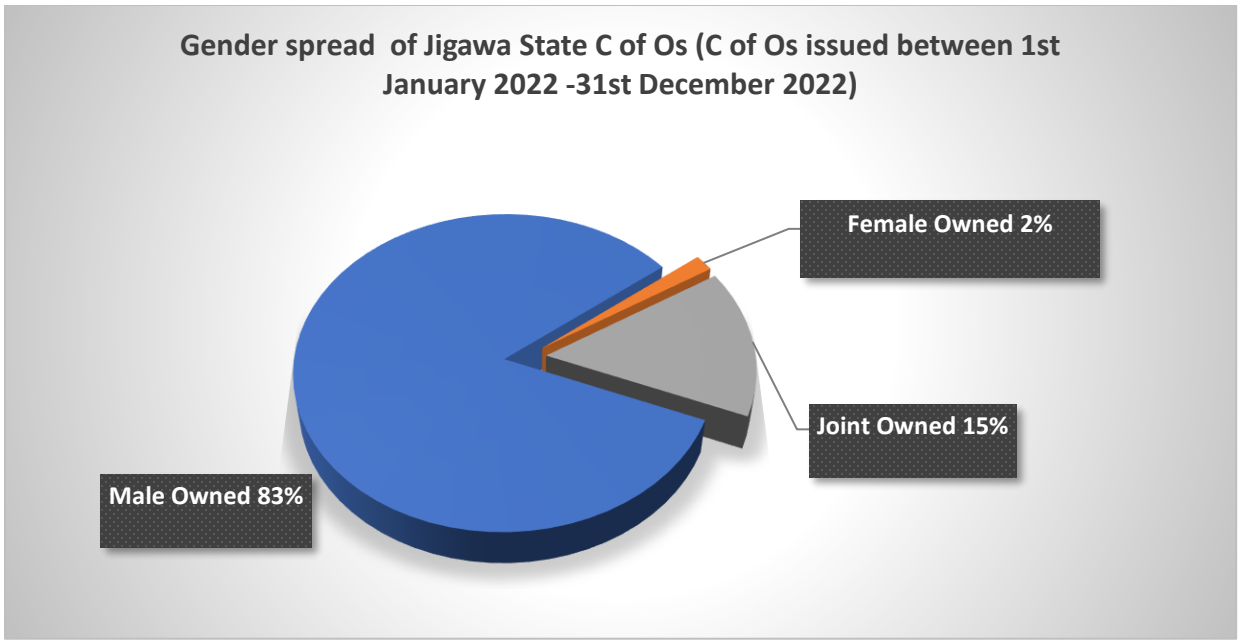
Gender spread of Jigawa State C of Os (C of Os issued between 1st January 2022 -31st December 2022)
Female Owned 2%
Joint Owned 15%
Male Owned 83%

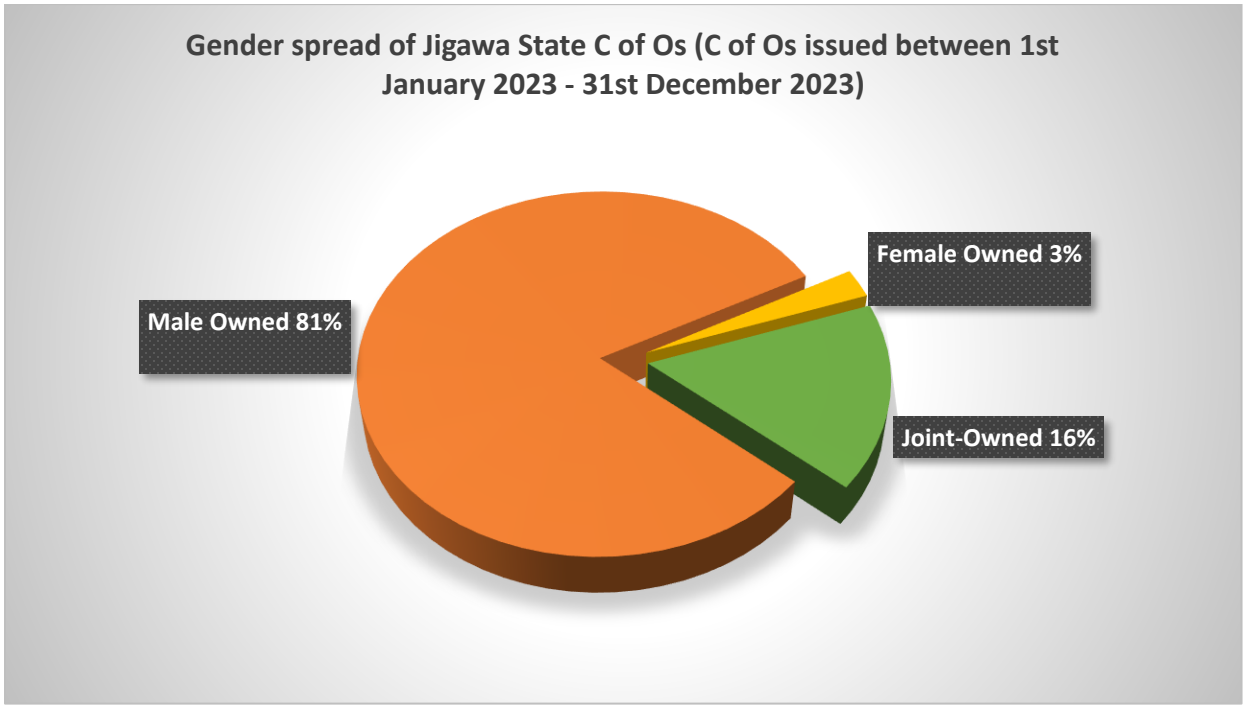
Gender spread of Jigawa State C of Os (C of Os issued between 1st January 2023 - 31st December 2023)
Female Owned 3%
Male Owned 81%
Joint-Owned 16%

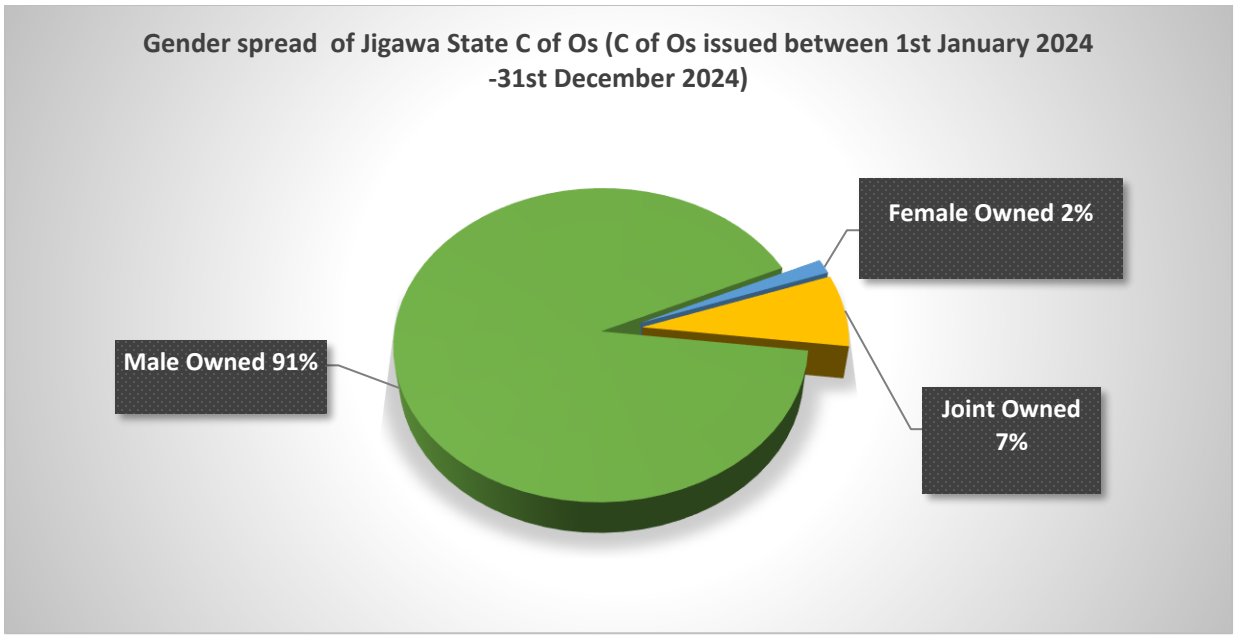



Signed
JIGIS Unit Head
Jigawa State Ministry of Lands